



ಬೃಹತ್ ಬೆಂಗಳೂರು ಮಹಾನಗರ ಪಾಲಿಕೆ  
Bruhat Bengaluru Mahanagara Palike



# BBMP COVID-19 WAR ROOM BULLETIN - 14.06.2021

BBMP / COVID-19 WAR ROOM / BULLETIN – 448/ 14.06.2021 / #BBMPfightsCOVID19



# ABSTRACT OF COVID-19 CASES IN BENGALURU



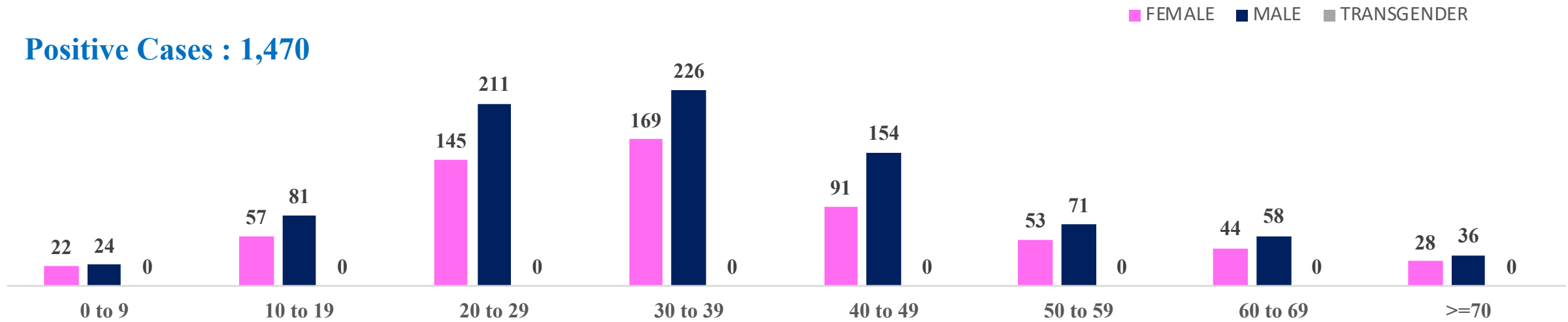
	MALE	FEMALE	TRANSGENDER	MALE	FEMALE	TRANSGENDER	TOTAL	
	Last 24 Hours	Last 24 Hours	Last 24 Hours	Cumulative	Cumulative	Cumulative	Last 24 Hours	Cumulative
<b>Positive Cases</b>	861	609	0	7,16,027	4,82,002	129	<b>1,470</b>	<b>11,98,158</b>
<b>Recovered Cases</b>	1,360	1,048	1	6,55,374	4,42,324	96	<b>2,409</b>	<b>10,97,794</b>
<b>Death Cases</b>	8	4	0	9,714	5,602	4	<b>12</b>	<b>15,320</b>
<b>Total Tests Done</b>	<b>In Last 24 hrs : 48,224</b>			<b>Cumulative : 1,37,32,835</b>				
<b>ACTIVE CASES</b>				<b>85,044</b>				



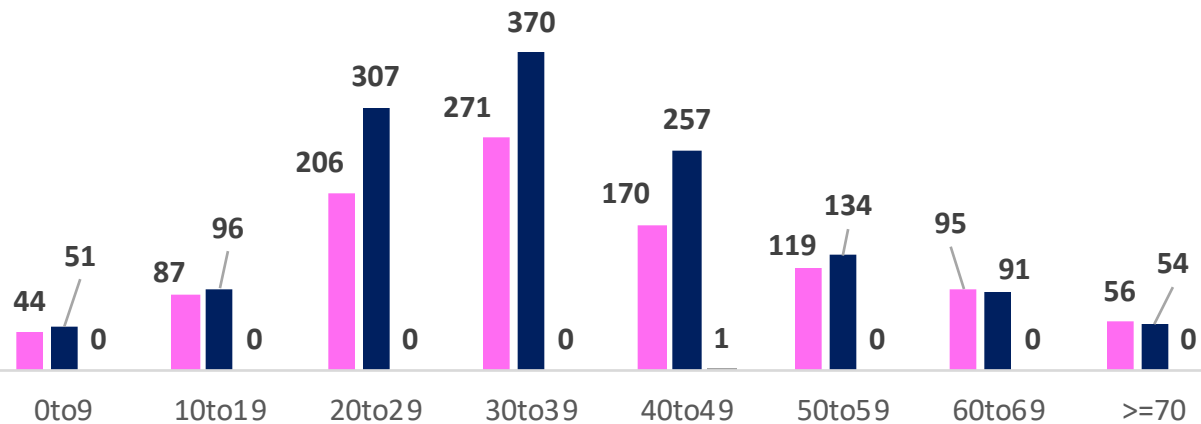
# LAST 24 HOURS AGE GROUP AND GENDER WISE DISTRIBUTION



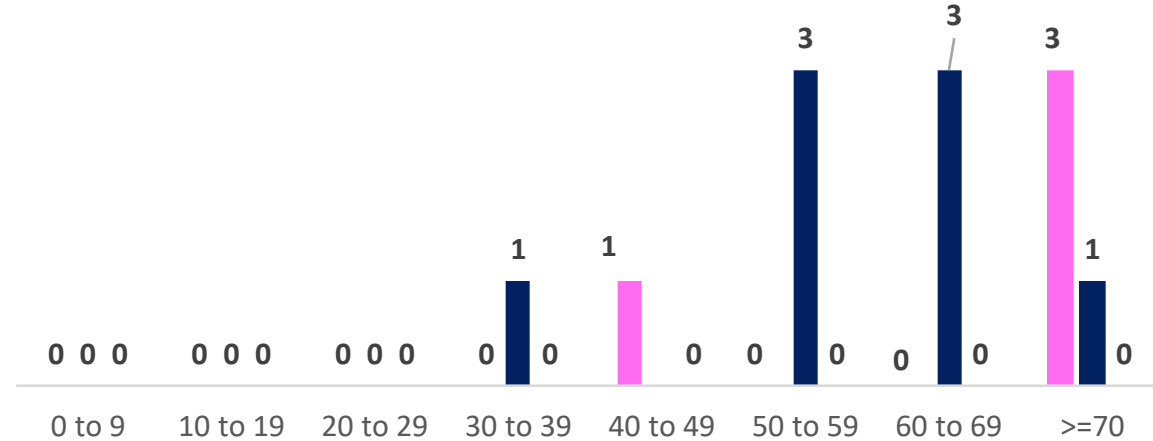
Positive Cases : 1,470



Recovered Cases : 2,409



Death Cases : 12





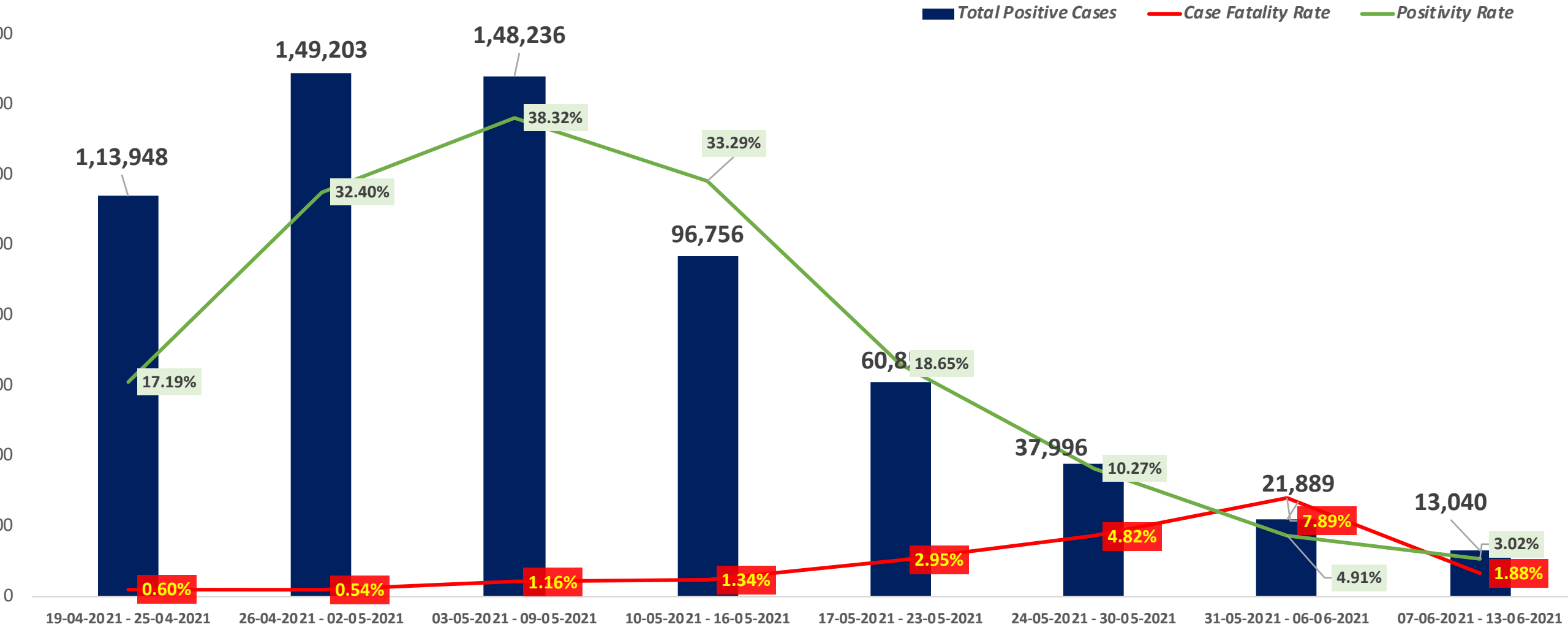
# SNAPSHOT OF BENGALURU COVID-19 CASES IN LAST 8 WEEKS



	19/04/21 TO 25/04/21	26/04/21 TO 02/05/21	03/05/21 TO 09/05/21	10/05/21 TO 16/05/21	17/05/21 TO 23/05/21	24/05/21 TO 30/05/21	31/05/21 TO 06/06/21	07/06/21 TO 13/06/21
<b>Total Positive Cases</b>	1,13,948	1,49,203	1,48,236	96,756	60,857	37,996	21,889	13,040
<b>Total Recovered Cases</b>	23,772	46,144	88,984	83,537	1,96,580	1,16,968	58,559	35,396
<b>Total Death Cases</b>	685	811	1,718	1,292	1,793	1,833	1,728	245
<b>Case Fatality Rate</b>	0.60%	0.54%	1.16%	1.34%	2.95%	4.82%	7.89%	1.88%
<b>Total Tests Conducted</b>	6,62,768	4,60,489	3,86,836	2,90,658	3,26,344	3,70,054	4,45,720	4,32,106
<b>Positivity Rate</b>	17.19%	32.40%	38.32%	33.29%	18.65%	10.27%	4.91%	3.02%

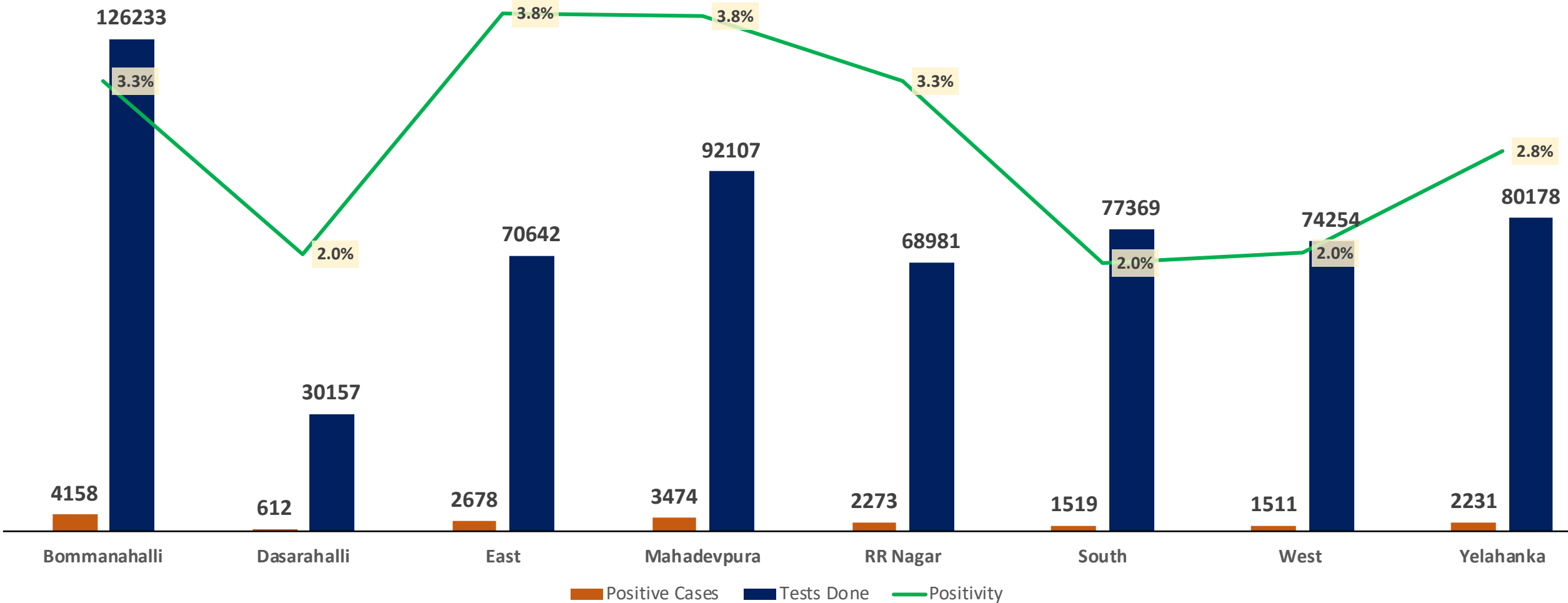


# POSITIVITY AND MORTALITY RATE OF BENGALURU – LAST 8 WEEKS



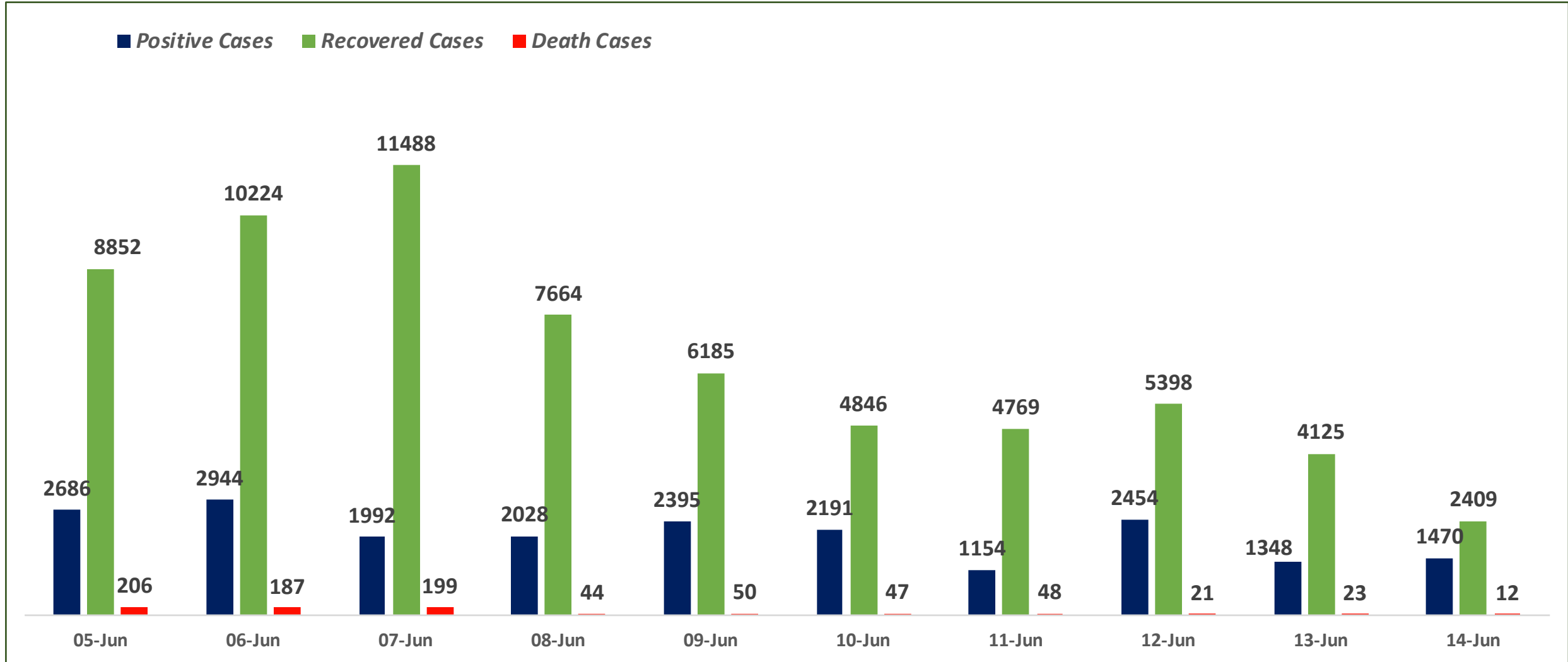


# ZONE WISE POSITIVITY TREND IN LAST 10 DAYS





# SNAPSHOT OF POSITIVE, RECOVERED AND DEATH CASES OVER LAST 10 DAYS ACROSS BBMP ZONES

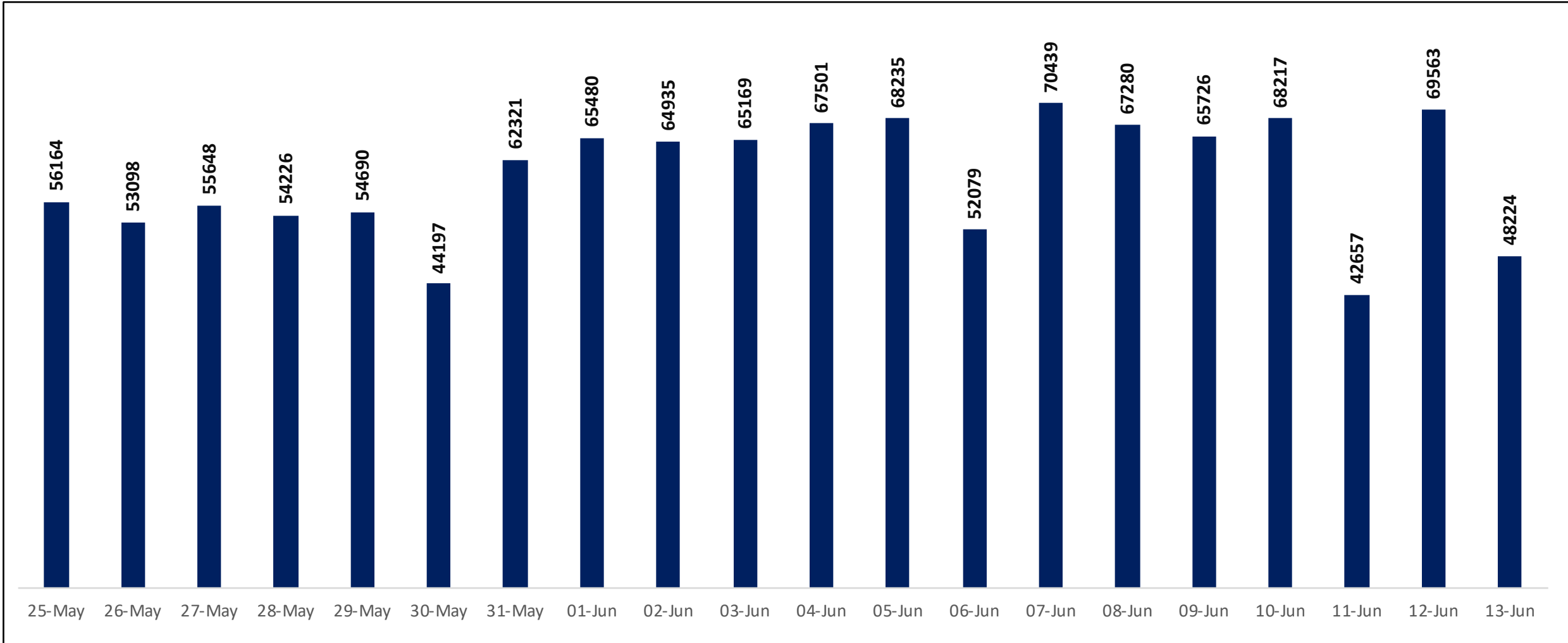




# TESTING TRENDS IN BENGALURU



Total Test Conducted Till Date	Test Conducted Last 24 hours
1,37,32,835	48,224





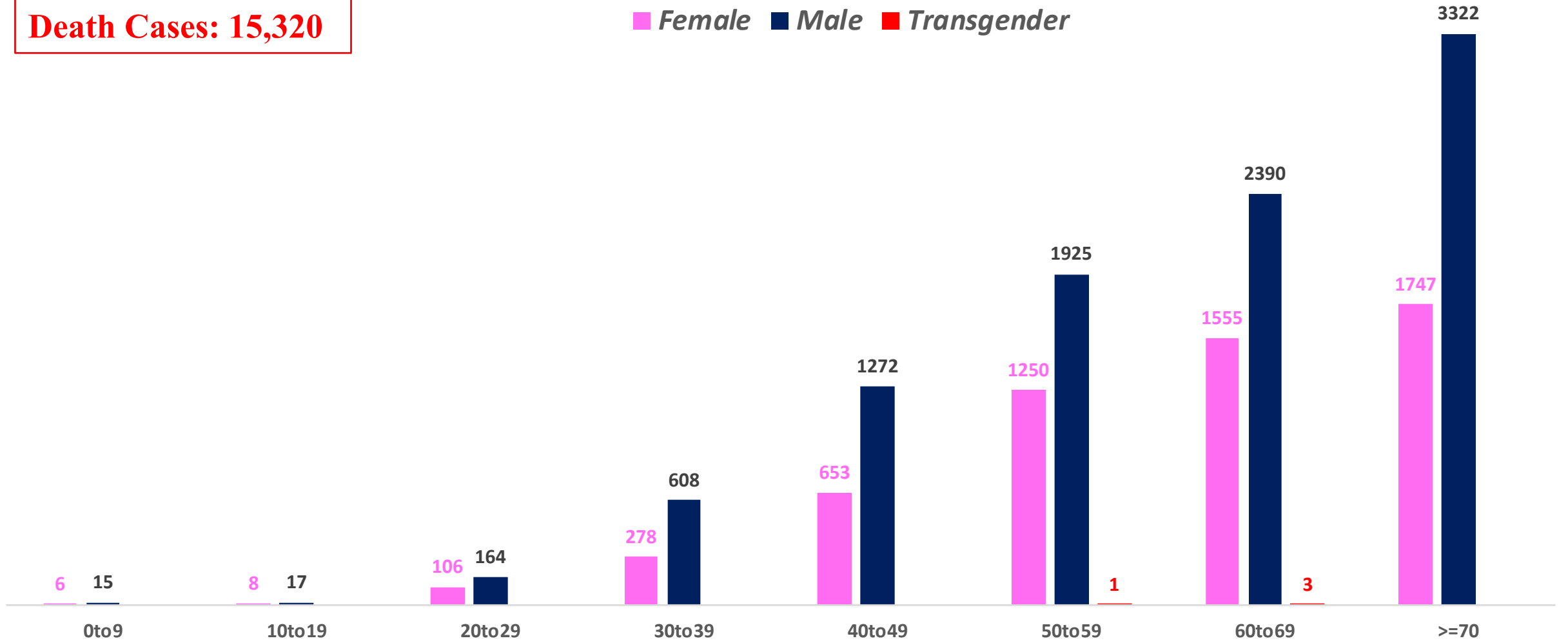


# AGE AND GENDER WISE DISTRIBUTION OF DEATH CASES



**Death Cases: 15,320**

■ Female ■ Male ■ Transgender

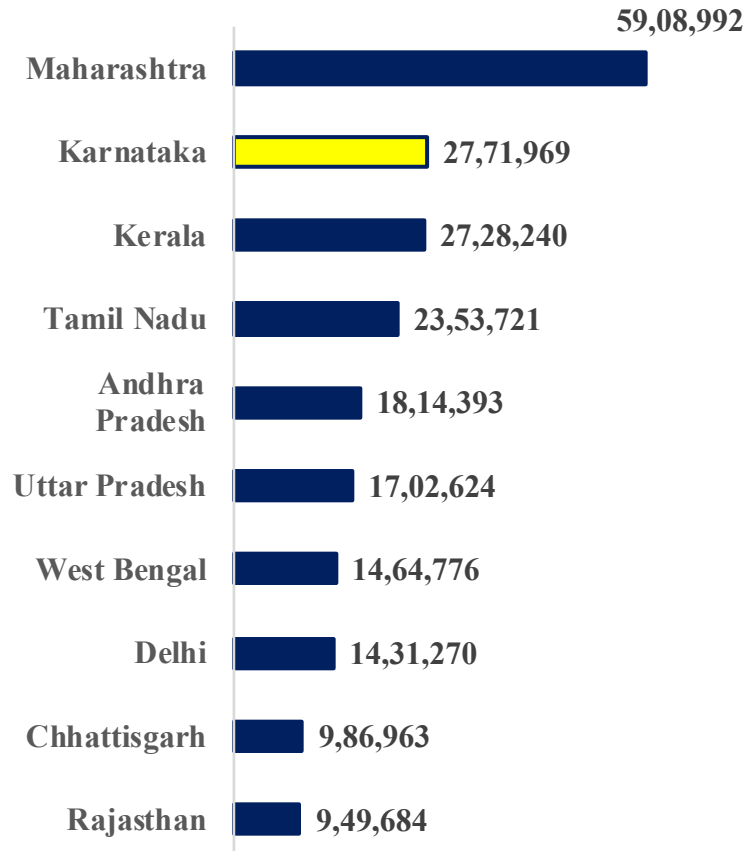




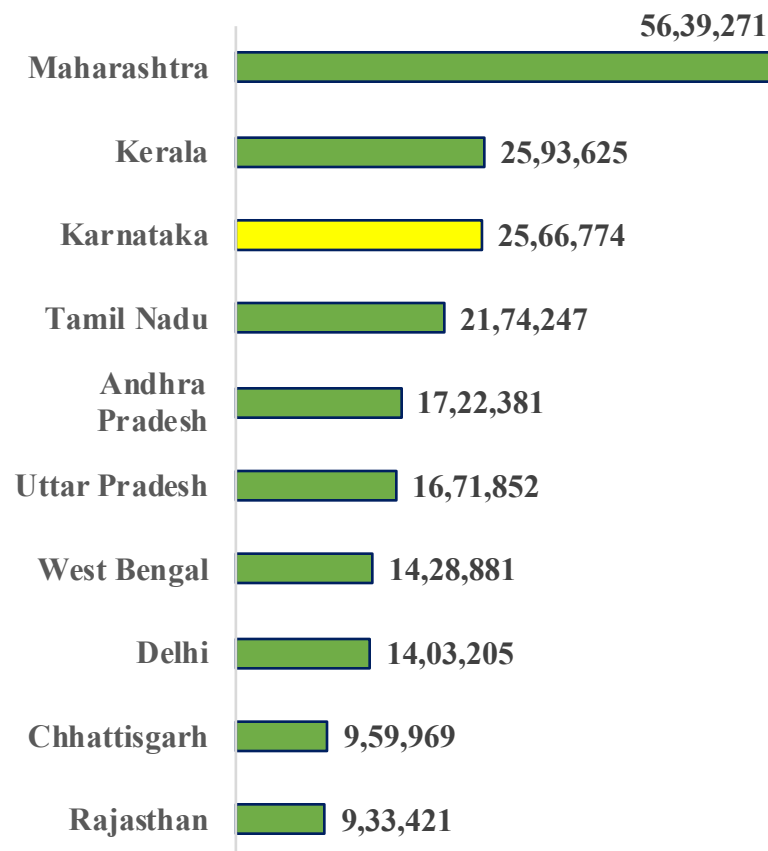
# TOP 10 COVID19 AFFECTED INDIAN STATES



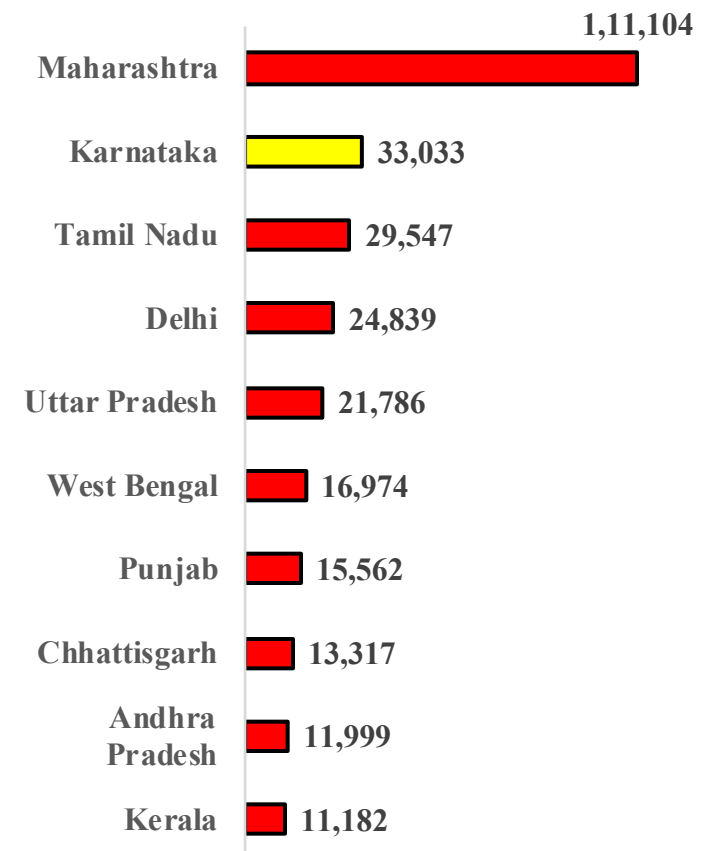
## Total Positive Cases



## Total Recovered Cases



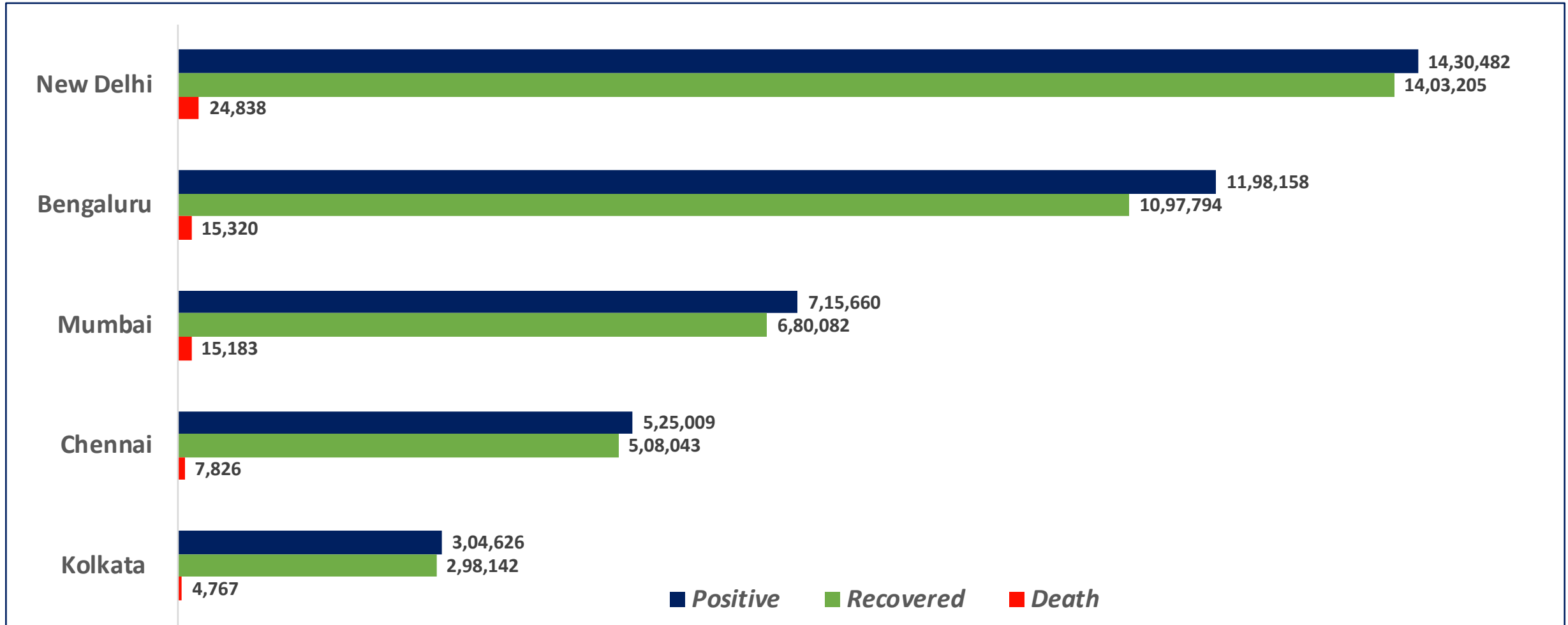
## Total Death Cases



Source : <https://www.covid19india.org/> at 6:30 pm (14.06.2021)



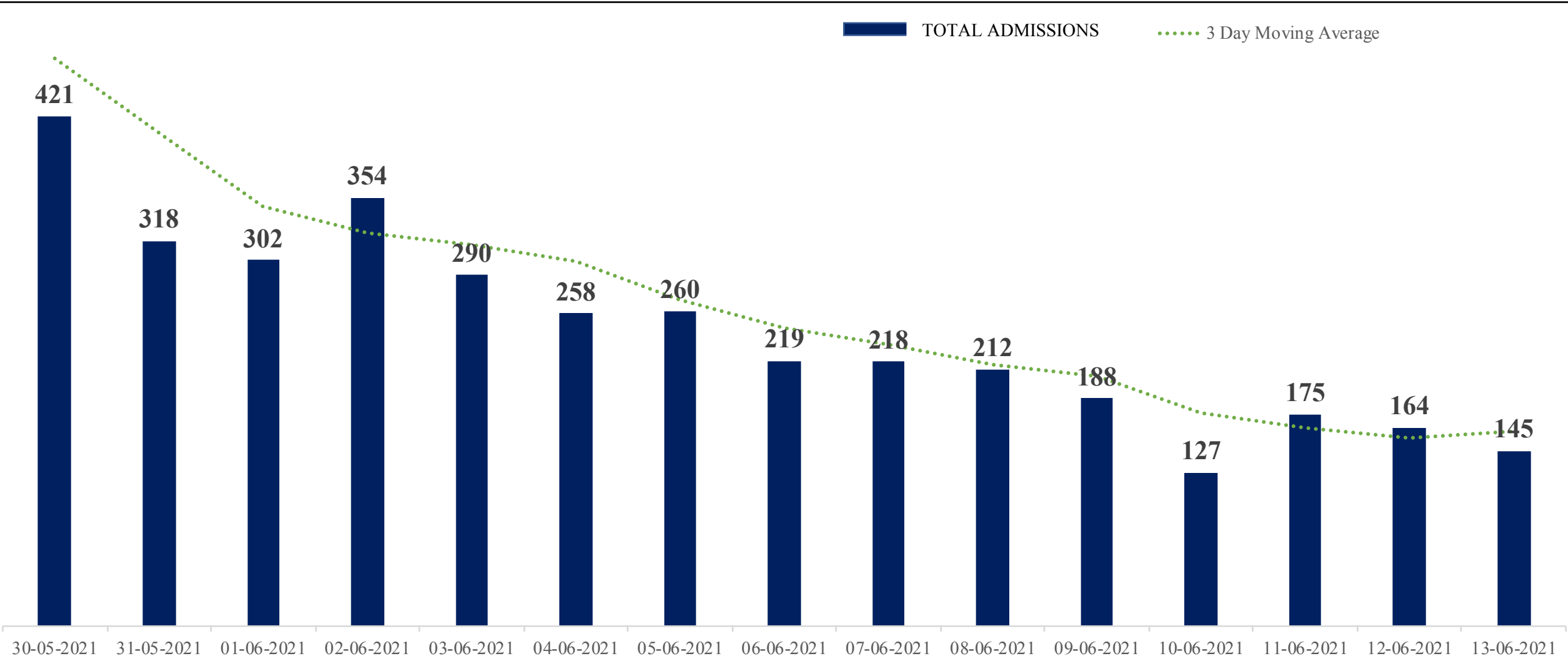
# BENGALURU AND OTHER METROPOLITAN CITIES



Source : <https://www.covid19india.org/> at 6:30 pm (14.06.2021)



# HOSPITAL ADMISSIONS LAST 15 DAYS TREND



\* Numbers as per Central Hospital Bed Management System (CHBMS)  
\* Only Fresh Admissions considered



# CCC/TRIAGE CENTRE REPORT – 14.06.2021

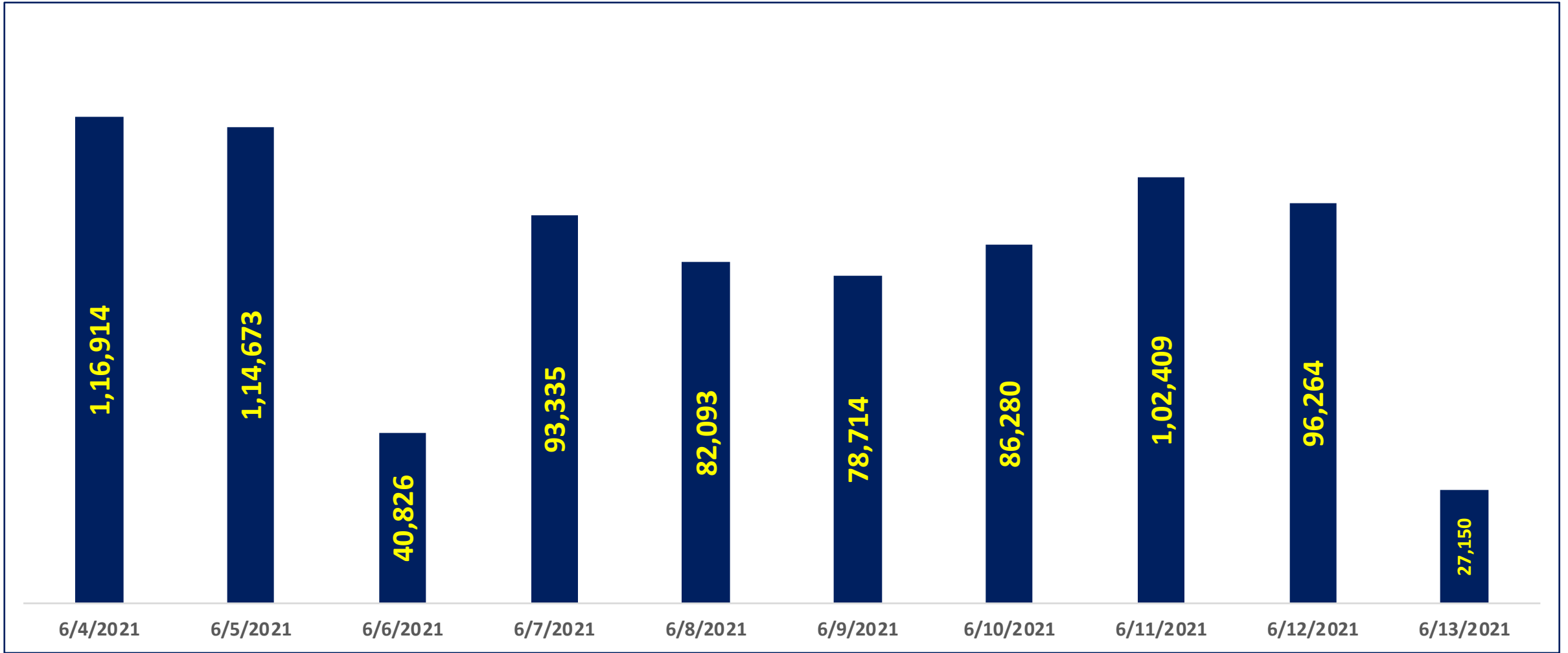


ZONE NAME	Total Triage Centres	Triage Details Breakup				Of Today's Triage, Patient Recommended for		
		Triaged till Previous Day	Today's Walk In Triage	Today's MTU Triage	Total Triaged Today	Home Isolation	CCC / MH	Hospital
<b>BOMMANAHALLI</b>	4	765	15	0	15	11	0	4
<b>DASARAHALLI</b>	8	848	16	0	16	10	4	2
<b>EAST</b>	5	386	11	0	11	4	3	4
<b>MAHADEVAPURA</b>	6	1016	18	0	18	5	9	4
<b>RR NAGAR</b>	7	2136	12	15	27	26	1	0
<b>SOUTH</b>	12	1867	39	0	39	36	2	1
<b>WEST</b>	7	645	3	1	4	3	1	0
<b>YELAHANKA</b>	5	905	5	40	45	40	4	1
<b>TOTAL</b>	<b>54</b>	<b>8568</b>	<b>119</b>	<b>56</b>	<b>175</b>	<b>135</b>	<b>24</b>	<b>16</b>

\* data as on 04:00 PM (14.06.2021)



# TOTAL VACCINATION DONE IN LAST 10 DAYS





# COVID BED STATUS AS ON 14.06.2021



SR. NO.	Facility Type	No. of Hospital	Total Allocated Beds for C+ Patients					Occupied Beds for C+ Patients					Net Available Beds for C+ Patients				
			Gen Beds	HDU	ICU Beds	ICU-V	Total	Gen Beds	HDU	ICU Beds	ICU-V	Total	Gen Beds	HDU	ICU Beds	ICU-V	Total
1	Government Medical Colleges	4	20	621	53	76	770	0	78	42	48	168	20	543	11	28	602
2	Government Hospitals	17	694	228	70	157	1,149	182	125	19	87	413	512	103	51	70	736
3	Private Medical Colleges	12	3,966	2,342	136	203	6,647	44	188	70	143	445	3,922	2,154	66	60	6,202
4	Private Hospitals	144	2,652	1,743	338	221	4,954	346	482	172	162	1,162	2,306	1,261	166	59	3,792
5	Covid Care Centre	54	1,599	1,340	-	-	2,939	273	82	-	-	355	1,326	1,258	-	-	2,584
<b>Total Beds</b>		<b>231</b>	<b>8,931</b>	<b>6,274</b>	<b>597</b>	<b>657</b>	<b>16,459</b>	<b>845</b>	<b>955</b>	<b>303</b>	<b>440</b>	<b>2,543</b>	<b>8,086</b>	<b>5,319</b>	<b>294</b>	<b>217</b>	<b>13,916</b>



# SNAPSHOT OF COVID-19 CASES IN BENGALURU URBAN



**Total Wards With  
>100 Cases\* :  
47**

**Tests Conducted  
On 13.06.2021:  
48,224**

**Recovery  
Rate:  
91.62%**

**Total  
Active Cases :  
85,044**

**Total Vaccinated on  
13.06.2021:  
27,150**

**Positivity  
Rate\* :  
3.02%**

**Active  
Rate:  
7.10%**

**Case  
Fatality Rate\* :  
1.88%**

\*Total positive cases In the past 10 days



\*CFR and positivity is for Past 7 days





ಬೃಹತ್ ಬೆಂಗಳೂರು ಮಹಾನಗರ ಪಾಲಿಕೆ  
Bruhat Bengaluru Mahanagara Palike



<b>Download BBMP Bulletin</b>	<a href="https://apps.bbmpgov.in/covid19/mediabulletin.php">https://apps.bbmpgov.in/covid19/mediabulletin.php</a>
<b>For BBMPCovid19 Bed Status:</b>	<a href="https://apps.bbmpgov.in/covid19/en/Bedstatus.php">https://apps.bbmpgov.in/covid19/en/Bedstatus.php</a>
<b>To register for vaccination :</b>	<a href="https://selfregistration.cowin.gov.in/">https://selfregistration.cowin.gov.in/</a>
<b>BBMP COVID19 Dashboard:</b>	<a href="https://apps.bbmpgov.in/covid19/">https://apps.bbmpgov.in/covid19/</a>
<b>Follow us on:</b>	 <a href="http://www.facebook.com/bbmp.comm1/">www.facebook.com/bbmp.comm1/</a>
	 <a href="https://twitter.com/BBMPCOMM">twitter.com/BBMPCOMM</a>

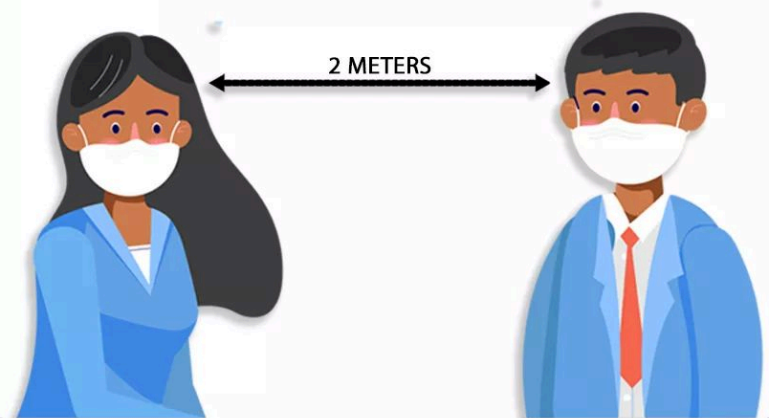
Issued by:

Honorable Chief Commissioner, BBMP  
Special Commissioner Health & IT, BBMP  
MD, Bengaluru Smart City Limited

**THANK YOU !**

As we ease out of **LOCKDOWN**,  
we must continue to stay **CAUTIOUS**

Continue to follow  
**PHYSICAL DISTANCING**



Maintain at least 2 meters distance from others.

#Unite2FightCorona

unicef | for every child